



Senses  
WORKTOP SOLUTIONS

Matching kitchen worktops, splashbacks, upstands & breakfast bars



# Senses

WORKTOP SOLUTIONS

Featuring slimline square cut finishes, Rearo's Senses range offers a modern style solution for your kitchen surfaces.

Offering a complete range of matching worktops, splashbacks, upstands and breakfast bars, our décors have been hand selected by our Head of Design to ensure that the finishes we have on offer are not only great for now, but future proofed for a minimum of three years.

With over 30 years experience in laminates, we ensure that our products offer the best in quality and appearance - specialising in authentic stone and wood textures.

And, for added peace of mind, all goods are supported by a comprehensive 10-year guarantee.



Valley Oak



## Worktops

Length	4100mm or 2000mm
Width	640mm
Thickness	29mm
Edge	Square Edge

## Breakfast Bars

Length	4100mm or 2000mm
Width	900mm
Thickness	29mm
Edge	Square Edge

## Splashbacks

Size options	4100mm x 600mm 2000mm x 600mm 3030mm x 1210mm 1050mm x 1210mm
Thickness	8mm
Edge	Square Edge


## Upstands

Length	4100mm
Width	100mm
Thickness	18 mm
Edge	Square Edge


With five separate palettes, our Senses laminate range offers an abundance of design options for your kitchen - from rustic country styles, to neutral and understated, as well as modern and contemporary options.

## FENIX®

For further details regarding the technical properties of Fenix worktops, please see page 11




Nero Ingo  
0720 NTM




Bianco Kos  
0032 NTM


## Neutral Palette




Grigio Alpaca  
0616 R




White  
0103 ST21



Porfido Chiaro  
3327 MIKA




Dyonisus  
0L07




Rovero Rock  
A585 ALV


## Country Palette




Natural Walnut  
7373 ST57




Valley Oak  
5103 ST88



Rovero Wafer  
4584 ALV



Noce Canya Dark  
4616 ALV




Rovero Fumo  
4511 ALV


Designed to integrate and complement one another, all décors are available as a worktop, splashback, upstand and breakfast bar to allow for a matching aesthetic.

## Industrial Palette


---



Hipster Carbon  
3394 FL



Caribe Bianco  
3354 LUNA



Copperfield  
5423 ST21




Etna Grey  
5413 Q



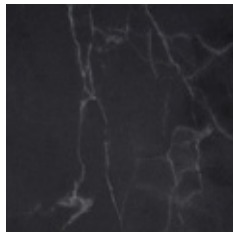
Etna Blue Grey  
5403 Q

## Luxe Palette

---




White Yule  
3449 KER



Black Kandia  
3452 KER




Hipster Copper  
3393 FL



Aphrodite  
OL00



District Grey  
5415 ST99



Rovero Carbone  
4517 ALV

We cannot guarantee that this print accurately represents these products' colours/textures and we recommend that you request a FREE physical sample to see how it looks and feels in your own home. Simply order via the product pages at [www.rearo.co.uk](http://www.rearo.co.uk) or email [sales@rearo.co.uk](mailto:sales@rearo.co.uk)



Worktop Décor: Grigio Alpaca



Worktop Décor: Rovero Wafer  
Flooring: Clixéal Black Slate  
Tile Splashback: Black Brick



Worktop Décor: District Grey  
Tile Splashback: Grey Brick





Worktop Décor: White Yule



Splashback Décor: Porfido Chiaro  
Worktop Décor: Nero Ingo  
Flooring: Clixéal Jura Carrera Marble & Black Slate

# FENIX®



Anti-fingerprint



Scratch resistant



Thermal healing properties



Soft touch, opaque finish



Low light reflectivity

## FENIX® premium laminate worktops

Extremely opaque, soft to the touch and anti-fingerprint, FENIX® laminates offer some of the best aesthetics in modern kitchen design.

A luxury worktop surface, FENIX® features premium thermal healing properties for superficial micro-scratches - ensuring the look of your chosen design will not be affected by general wear and tear.

Within our Senses range, we stock two classic finishes - a matte black and crisp white design.

Extremely versatile in regards to styling, both looks ensure that your worktop will complement any design changes you may have planned for your kitchen units or fittings - meaning your investment will stand the test of time.

Matching upstand, splashback and breakfast bar worktop also available to buy.



Bianco Kos




Nero Ingo

Please note: FENIX® properties are only applicable to our Nero Ingo and Bianco Kos décors.


Splashback Décor: White Brick  
Worktop Décor: Noce Canya Dark




# Tile Effect Splashbacks



White Brick (gloss)



Grey Brick (gloss)



Black Brick (gloss)

In addition to our matching splashback designs, we also offer a complementary range of tile effect finishes for our full Senses kitchen worktop range.

Made from compact grade laminate, these décors feature built-in grout lines to give the impression of tiles, without any of the maintenance requirements.

Their landscape format makes them easy to install and gives a seamless look across the length of your worktop, without the requirement for any joins.

For a more extensive range of tile effects, make sure to browse our Versatile Shower Panel range. These portrait format designs are primarily suited to bathrooms, however can be used in kitchen applications - further details of which can be found on page 15.

Length	2440mm
Width	1220mm
Thickness	3mm
Core	Compact Grade
Edge	Square Edge

A full comprehensive step by step installation and maintenance guide is available to download in pdf format directly from [www.rearo.co.uk/documentation](http://www.rearo.co.uk/documentation). For quicker access, please scan the QR code to the right with your mobile phone camera.

Should you require any further assistance please contact a member of our customer service team via [sales@rearo.co.uk](mailto:sales@rearo.co.uk) or phone 0141 440 0800.



## Installation aids & accessories

To assist our customers during the installation process and to protect worktop surfaces post-install we stock a variety of aids and accessories both in-store and online at [www.rearo.co.uk](http://www.rearo.co.uk)

- **Colorfill colour match sealant** - bespoke matched to each of our décors to ensure a seamless finish when sealing cut-outs or joints.
- **Self-adhesive protector rods** - stainless steel rods to protect work surfaces from pots and pans. Available in 30cm and 45cm lengths.
- **Unika gloss multi surface cleaner** - Suitable for high gloss surfaces, glass, chrome, this cleaner is clinically proven to kill 99.99% of bacteria and also prevents the build-up of dust in kitchen areas.
- **Unika multisurface worktop jig** - Creates a perfect curved worktop and includes 10mm and 23mm inset options for neater modern joints. 4 x bolt slots for standard and slimline bolts. 35mm cut-out for hinges and other apertures.
- **Unika Easibolt & biscuit pack**- A key feature in any kitchen installation, EasiBolt will provide a secure join between two mitred worktops.
- **Worktop edging strips** - To finish exposed cut edges, we stock matching pvc laminate strips for all of our décors to ensure a professional looking finish.
- **Unika worktop adhesive tape** - Used during the application of worktop edging strips. Pre-adhesed, this tape avoids the requirement for messy glues or similar material
- **Unika mitre pen kit** - Used during the application of worktop edging strips. A two part system, this kit includes x1 Activator MitrePen and x1 50g MitreBond adhesive.

# Complementary Ranges

Complete the look of your kitchen with any of our complementary ranges, covering all surfaces from floor to ceiling - including PVC ceiling panels, click vinyl flooring and alternative splashback options.

Individual brochures for all ranges listed are available to download from [www.rearo.co.uk/documentation](http://www.rearo.co.uk/documentation)

Offering 25x the impact strength of glass, our **Zenolite Acrylic Splashbacks** give the same mirror finish, however offering higher scratch resistance - making them a premium solution for your kitchen space.

One panel measures 2670mm x 760mm x 4mm



Our flagship range, our **Selkie Laminate Wall Panels** are primarily for bathroom use - however they are suited for kitchen splashback application.

Choose from over 30 décors in either a plywood or MR MDF core, with square edge and tongue and groove options available.

One panel measures 2420mm x 1200mm x 11mm



Completely waterproof, our **Ancona PVC Ceiling Panels** are designed with a built-in tongue and groove system to make ceiling applications seamless.

Easy to cut and lightweight, led lighting can be easily fitted.

Available in lengths of 4 m and 2.7 m, we offer five décor options.



Available in either a tile or plank format, our **Clixéal Click Vinyl Flooring** offers authentic stone and wood grain finishes with a simple click install system.

With built-in underlay and water resistant properties it is the perfect solution for both bathrooms and kitchens.

One pack will typically accommodate between 2.02sqm and 2.2sqm.



Giving the impression of tiles without the maintenance requirements, **Versatile Tile Effect Wall Panels** are ideal for those looking for a hint of traditional kitchen style.

Primarily used in bathrooms, these panels are completely waterproof and can withstand excessive temperatures.

One panel measures 2440mm x 1220mm x 3mm.





**REARO**<sup>®</sup>  
HOME SURFACES

29 Loanbank Quadrant, Govan, Glasgow, G51 3HZ

T: 0141 440 0800 E: sales@rearo.co.uk

Shop with us online at [www.rearo.co.uk](http://www.rearo.co.uk)

**Rearo – Rosyth**  
Unit 15 & 16  
Primrose Lane  
Dunfermline Business Park  
KY11 2SF

T: 01383 414000  
E: rosyth@rearo.co.uk

**Rearo - Washington**  
Unit 15, Tilley Road  
Crowther Industrial Estate  
Washington, Tyne & Wear  
NE38 0AE

T: 0191 482 2298  
E: washington@rearo.co.uk

**Rearo - Northampton**  
5 Britannia Trade Park  
Northampton  
NN5 7UA

T: 01604 212 559  
E: northampton@rearo.co.uk